

Name : _____ Date : _____ Truck/city : _____ Event : _____

Front Suspension

Shock Stay Type : Upper End :
 TF255(std.) UM112(std.)
 _____ UM112H

King Pin :
 97040(Low)
 UM128(std.)



Upper Spacer : _____ mm
 1 2 3 4 5

Knuckle Spacer :
 Upper
 Lower
 Wheel Spacer : _____ mm

Knuckle :
 TF243(TF7/Std.)
 TF237(TF6SP)

Drop :
 A _____ mm
 B _____ mm

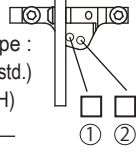
Swing Shaft : TF272(Std./TFW121) TFW122(40.5mm)

Sus.Holder Bush :
 Front  In / Out _____ mm
 Rear  In / Out _____ mm

Sus Holder Spacer :
 TF268(L/Std.)
 TF279(M)
 TF280(S)

Sus.Holder Type :
 TF212(Separates/std.) TFW120(Onepiece)


Upper Spacer : _____ mm
 1 2 3 4 5

Upper Rod Position : 

Hub Carrier Type :
 4°(TF225H/std.)
 6°(TF225-6H)

Drive Hub :
 TFW113(4.0/std.)
 LAW30R(4.5)
 TFW031(5.2)

ST Servo Horn :
 Plastic(IF435/Std.)
 Aluminum (IFW448/F) (IFW449/S/K)

Diff. Position : 

Sus Arm Spacer :
 Front : _____ mm
 Rear : _____ mm

Clank Bridge :
 Use
 No Use

Knuckle Spacer : _____ mm

Ride Height : _____ mm

Camber Angle : _____ °
 Toe Angle : IN Out _____ °

Front Diff :
 Spool
 One Way
 Gear Diff (Oil:# _____) (Oil Weight: _____ g)

Sway Bar Holder :
 Plastic(TF269/Std./Cut)
 Plastic(TF269/Std./No Cut)
 Aluminum(TFW110)

Sway Bar : _____ mm

Rear Suspension

Shock Stay Type :
 TF256(std.)



Upper End :
 UM112(std.)
 UM112H

Upper Spacer : _____ mm
 1 2 3 4 5

Wheel Spacer : _____ mm

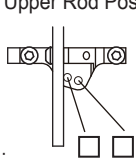
Drive Hub :
 TFW113(4.0/std.)
 LAW30R(4.5)
 TFW031(5.2)

Drop :
 A _____ mm
 B _____ mm


Sus.Holder Bush :
 Front  In / Out _____ mm
 Rear  In / Out _____ mm

Sus Holder Spacer :
 TF212(Separates/std.) TFW120(Onepiece)

Sus.Holder Type :
 TF268(L/Std.)
 TF279(M)
 TF280(S)

Upper Rod Position : 

Sus Arm Spacer :
 Front _____ mm
 Rear _____ mm

Diff. Position : 

Ride Height : _____ mm

Camber Angle : _____ °
 Toe Angle : _____ °

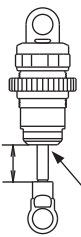
Rear Diff :
 Gear Diff(Oil:# _____) (Oil Weight: _____ g)
 Ball Diff

Sway Bar Holder :
 Plastic(TF269/Std./Cut)
 Plastic(TF269/Std./No Cut)
 Aluminum(TFW110)

Sway Bar : _____ mm

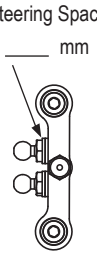
Shock

	Front	Rear
Shock Piston :	-	-
Shock Oil : #	_____	_____
Shock Spring :	_____	_____
Diaphragm :	_____	_____
Pressure Form :	_____	_____
Shock Length : _____ mm	_____ mm	_____ mm
Outer Spacer : _____ mm	_____ mm	_____ mm
Shock Type : <input type="checkbox"/> W5306R(Std.) <input type="checkbox"/> _____		



Steering Wiper : _____ mm

Steering Spacer : _____ mm



Chassis

Top Deck Screw : Weight :
 Steel(Std.) _____ g
 Titanium
 Aluminum

Front _____ g
 Rear _____ g

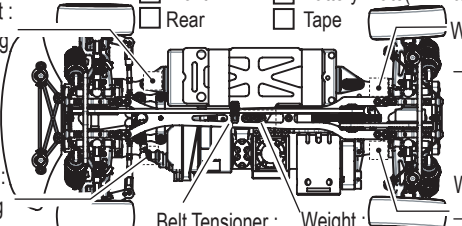
Chassis : _____ g
 Carbon(TF250/std.)
 Aluminum(TFW170R/TFW170BK)

Battery Position :
 Front
 Rear

Battery Fixing Method :
 Battery Plate(TF276/std.)
 Tape

Weight : _____ g

Belt Tensioner : TFW105B _____ g



Tire	Comments
Tire _____	_____
Inserts _____	_____
Wheel _____	_____
Traction Compound 1st : _____	2nd : _____

Others

Motor _____

Pinion/Spur _____ / _____ Gear Ratio _____

Battery _____ ESC _____

Body _____ Wing _____

2nd Gear Ratio:1.90

Track Condition

<input type="checkbox"/> Smooth	<input type="checkbox"/> Asphalt
<input type="checkbox"/> Bumpy	<input type="checkbox"/> Concrete
<input type="checkbox"/> Low Traction	<input type="checkbox"/> Carpet
<input type="checkbox"/> Med Traction	<input type="checkbox"/> Indoor
<input type="checkbox"/> High Traction	<input type="checkbox"/> Outdoor

Comment : _____

