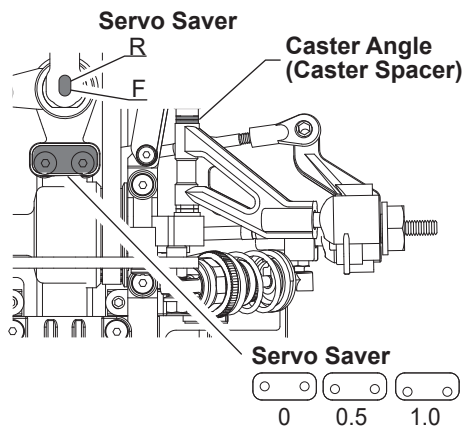
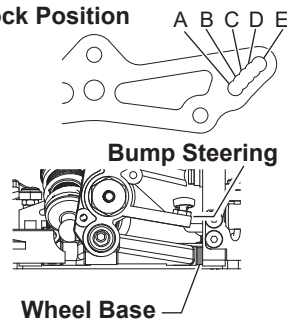
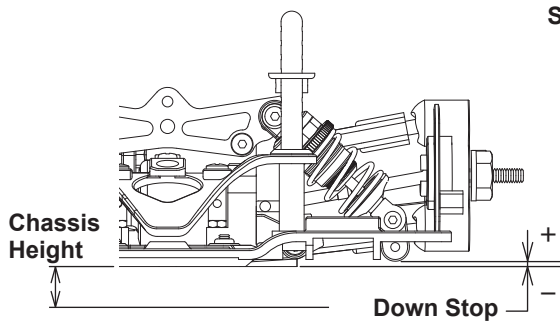


V-ONE R4EVO.2

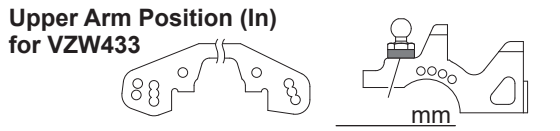
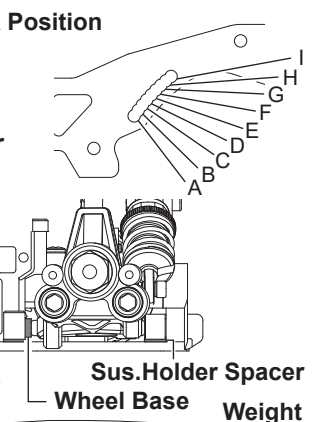
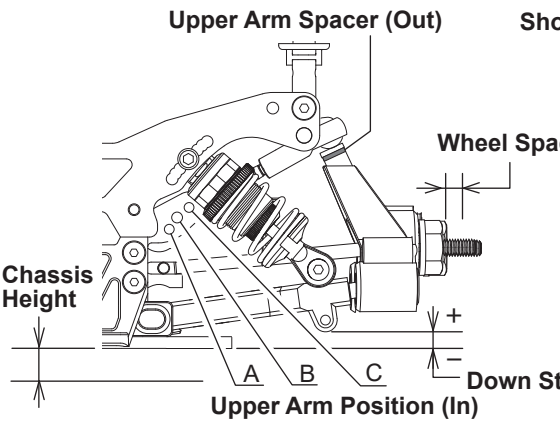
SET UP SHEET Ver 1.00

Name	馬場 一実	Temp	°C	Engine	YURUGIX	Muffler	YURUGIX
Date	2019全日本	Humidity	%	Head Clearance	mm	Fuel Type	NASA
Track	GPSW	Traction	%	Plug No.	P4	Radio	KO PROPO



Servo Saver	F	R	0	0.5	1.0
Wheel Base			N	Short	
Upper Arm Front			0	0	0
Upper Arm Rear			0	0	0
Bump Steering			N	mm	
Knuckle Type			0 deg	1 deg	2 deg

Shock Type	N (Short)	
Shock Oil	AXON37.5	
Shock Piston	N	
Spring	XRAYC2.6	
Ball End Type		
Shock Position	A	B C D E
Caster Angle(Spacer)	2 mm	
Camber Angle	L	0 0.5 1 1.5 2
	R	0 0.5 1 1.5 2
Toe Angle	OUT 1 deg	
Front Width	199 mm	
Down Stop	1 mm	
Wheel Spacer	0 mm	
Antiroll Bar	VZ084SS VZ084S VZ084	
Tire	MATRIX	
Tire Inner		
Chassis Height	8 mm	
Weight Position	mm	
Front Diff. Oil	200.000	



Gear	Total	Gear	Total	Gear	Total	Gear	Total	Gear	Total	Gear	Total
16	61	7.63	16	60	7.50	16	59	7.38	21	56	5.33
17	61	7.18	17	60	7.06	17	59	6.94	22	56	5.09
				59		23	56	4.87	23	55	4.78
									23	54	4.69

Shock Type	N	
Shock Oil	AXON37.5	
Shock Piston	N	
Spring	XRAYC2.6	
Ball End Type		
Shock Position	A	B C D E F G H I
Wheel Spacer	0	
Upper Arm Position (In)	B	
Upper Arm Spacer (Out)	2mm	
Camber Angle	L	0 0.5 1 1.5 2 3
	R	0 0.5 1 1.5 2 3
Toe Angle	3 deg	
Rear Width	199 mm	
Down Stop	4 mm	
Antiroll Bar	N	1.4 mm
Tire	MATRIX	
Tire Inner		
Chassis Height	8.5 mm	
Lower Arm Position	⊙(ZERO) ⊙(OUT1mm)	
Weight	N / UP mm	
Wheel Base	N Short	
Body	リバンジ	

Clutch Type		Pinion Gear	AL. STEEL	15 16 17 / 20 21 22 23
Clutch Shoe	VZW442	Spur Gear	59 60	61 / 54 55 56
Clutch Weight	SWING	Drive Ratio	23T Pully 384Belt	
Clutch Spring			24T Pully 387Belt	
Clearance	0.5 mm	Rear Diff. Oil	50.000	
Adjust Nut	2 mm	Sus. Holder Spacer	0 mm	

memo :
 IFW330を使用 リアDown Stopはリアハブにて計測。
 YRUGIXアジャスタブルフロントワンウェイを使用