

InfernoMP10 SET UP SHEET

ver.2.00



Name of Driver		Date	Track / Event		Engine	Plug	Manifold	Muffler
Yuichi Kanai		2023/07/23	KYOSHO Masters 2023		REDS	REDS TS3	REDS	REDS 2143
		Condition: Dry		Temperature:				
Spur Gear	Clutch Bell	Clutch Spring	Clutch Shoe	Tire	Tire Insert	Wheel	Body	Fuel
<input checked="" type="checkbox"/> 0.8 <input type="checkbox"/> 1.0 59 T	<input checked="" type="checkbox"/> 0.8 <input type="checkbox"/> 1.0 17 T	<input checked="" type="checkbox"/> 0.90 <input type="checkbox"/> 1.00 <input type="checkbox"/> 0.95 <input type="checkbox"/> 1.10	Carbon x Alu. IFW636 x 3	Tire: HOT RACE HR Compounds: HOT RACE	HOT RACE	IFH006KG-H	MP10 TKI3	VP 25%

● Diff. Gear Set-Up

	Front	Center	Rear
Diff. Gear	<input checked="" type="checkbox"/> 10/20 <input type="checkbox"/> 12/18 <input type="checkbox"/> LSD Ring Gear <input checked="" type="checkbox"/> 43/13 <input type="checkbox"/> 42/12 # 5000	<input type="checkbox"/> 10/20 <input checked="" type="checkbox"/> 12/18 <input type="checkbox"/> LSD Diff. Size <input checked="" type="checkbox"/> Small <input type="checkbox"/> Large # 7000	<input checked="" type="checkbox"/> 10/20 <input type="checkbox"/> 12/18 <input type="checkbox"/> LSD Ring Gear <input checked="" type="checkbox"/> 43/13 <input type="checkbox"/> 42/12 # 2000

● Shock Set-Up

	Front	Rear
Shock Type	P: w/Diaphragm A: Aeration Size 50 - type	Size 58 - type
Shock Piston	B: Black W: White T: Taper φ 1.4 x 5	φ 1.5 x 5
Shock Oil	# 600	# 550
Shock Spring	IFS005-8516	IFS006-1116

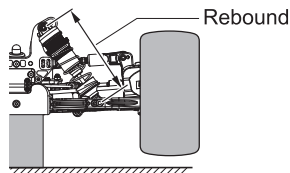
● Ride Height

Front	Rear
25 mm	28 mm

● Camber Angle

Front	Rear
-1 °	-1 °
6 mm	12.5 mm

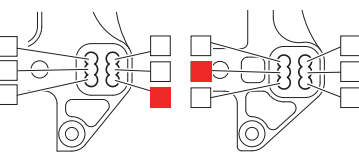
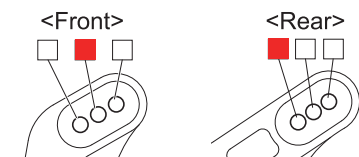
● Rebound



Front	Rear
108 mm	127 mm

● Plate

Front	<input type="checkbox"/> Aluminum <input type="checkbox"/> Carbon <input checked="" type="checkbox"/> Plastic
Center	<input type="checkbox"/> Aluminum <input checked="" type="checkbox"/> Carbon
Radio	<input type="checkbox"/> Aluminum <input checked="" type="checkbox"/> Carbon
AMB	<input type="checkbox"/> Aluminum <input checked="" type="checkbox"/> Carbon <input type="checkbox"/> Plastic



● Wing

Flap	<input checked="" type="checkbox"/> None <input type="checkbox"/> 5mm <input type="checkbox"/> 8mm
Spacer	<input checked="" type="checkbox"/> None <input type="checkbox"/> 2.5mm <input type="checkbox"/> 5mm <input type="checkbox"/> 7.5mm <input type="checkbox"/> Other _____ mm
Holes	

● Front Sus. Arm

<input checked="" type="checkbox"/> SS <input type="checkbox"/> Soft <input type="checkbox"/> Hard
--

● Front Sus. Holder

<input type="checkbox"/> Aluminum <input checked="" type="checkbox"/> Steel

● Front Sus. Holder Bush

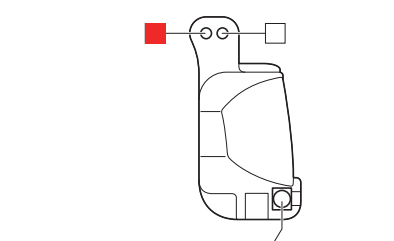
Rear Side	<input type="checkbox"/> <input checked="" type="checkbox"/>
-----------	--

● Front Wheel Hub

<input type="checkbox"/> Narrow <input checked="" type="checkbox"/> Std. <input type="checkbox"/> Wide
--

● Front Hub Carrier

<input type="checkbox"/> Plastic <input checked="" type="checkbox"/> Aluminum
<input type="checkbox"/> 13° <input type="checkbox"/> 16° <input type="checkbox"/> 17.5° <input type="checkbox"/> 19° <input checked="" type="checkbox"/> 22°



● Rear Sus. Holder Bush

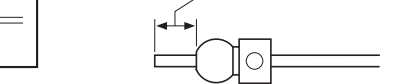
Front Side	<input checked="" type="checkbox"/> <input type="checkbox"/> <input type="checkbox"/> <input type="checkbox"/>
Rear Side	<input type="checkbox"/> (2) (2) <input checked="" type="checkbox"/> (2.5) (2.5) <input type="checkbox"/> (3) (3) <input type="checkbox"/> (3.5) (3.5) <input type="checkbox"/> (2) (2) <input type="checkbox"/> (2.5) (2.5) <input type="checkbox"/> (3) (3) <input type="checkbox"/> (3.5) (3.5)

● Rear Sus. Arm

<input checked="" type="checkbox"/> Soft <input type="checkbox"/> Hard	
Rear Sus. Bush	<input type="checkbox"/> Short <input type="checkbox"/> Medium <input checked="" type="checkbox"/> Long

● Sway Bar

Front	Rear
φ 2.5	φ 2.8
0 mm	0 mm

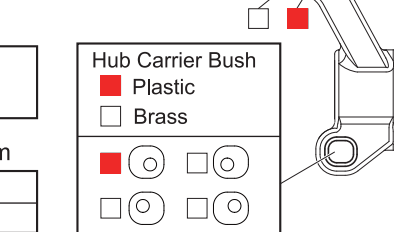


● Rear Wheel Hub

<input type="checkbox"/> Narrow <input type="checkbox"/> Std. <input checked="" type="checkbox"/> Wide
--

● Rear Hub Carrier

<input type="checkbox"/> Plastic <input checked="" type="checkbox"/> Aluminum



● Wheelbase

Collar of Rear Hub Carrier	Front Side _____ mm Rear Side _____ mm
----------------------------	---

● Shock Position of Sus. Arm

Front	<input type="checkbox"/> In <input checked="" type="checkbox"/> Out
Rear	<input type="checkbox"/> In <input checked="" type="checkbox"/> Out

● Center Drive Shaft

Front	<input type="checkbox"/> <input checked="" type="checkbox"/>
Rear	<input checked="" type="checkbox"/> <input type="checkbox"/>

● Universal Swing Shaft

Front	<input checked="" type="checkbox"/> Std. <input type="checkbox"/> Cap-U
Rear	<input checked="" type="checkbox"/> Std. <input type="checkbox"/> Cap-U

● Weight

Front	Rear
<input type="checkbox"/> None <input type="checkbox"/> IFW604-10 <input checked="" type="checkbox"/> IFW604-20 <input type="checkbox"/> other	<input type="checkbox"/> None <input type="checkbox"/> IFW605-10 <input checked="" type="checkbox"/> IFW605-20 <input type="checkbox"/> other

memo :

● Servo Horn

Steering	Throttle
<input type="checkbox"/> Plastic <input type="checkbox"/> Alu. Long <input checked="" type="checkbox"/> Alu. Short	<input checked="" type="checkbox"/> Plastic <input type="checkbox"/> Alu.