

MINI-Z AWD MA-030EVO Chassis Setting Data Sheet ver 2.0



Name	Date	Race	Class	Body	Transmitter

Put a check mark in
Write the numerical value
where it should be.

Surface	Battery
Carpet · RCP	Dry Cell ()
Other ()	NiMH ()

- Chassis Type
- Narrow
- Wide

- Wheelbase
- L LL

- Rear Suspension Arm
- Short Long

● Motor

- MZ603
- MZ604
- MZ605
- MZ606

○ Pinion Gear

- 15T
- 17T
- 19T
- 21T

○ Spur Gear

- 27T
- 29T
- 31T

- Gyro Unit
- Equipped

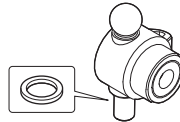
- Ball Bearing
- Equipped

● Front Suspension

- Spring(MDW201)
 - Soft (Red)
 - Midium Soft (Purple)
 - Midium (Green)
 - Midium Hard (Orange)
 - Hard (Yellow)

○ Sus limiter

- Have
- Nothing



○ Nuckle Arm

- Normal 0°
- 1°
- 2°
- 3°

● Diff. Gear

- Gear (Normal)
- Ball Diff.
- One Way
- Rigid

● Front Wheel

- Part No. _____
- Off set _____ mm

● Front Tyre

- Narrow Wide
-
- High-Grip
- Racing Radial Low hight
- Hardness _____ Outer Dia _____ mm

● Rear Suspension Holder

- 3° 4°

● Rear Suspension

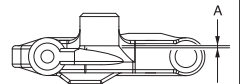
- Spring
 - Soft (Red)
 - Normal (Green)
 - Hard (Yellow)

Spring Spacer

- 1mm _____ pcs 2mm _____ pcs
- 2mm _____ pcs MDW106 _____ pcs

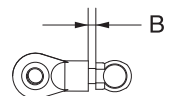
● Down Stop

- Length of A _____ mm



● Camber

- Length of B _____ mm



● Diff. Gear

- Gear (Normal)
- Ball Diff.
- One Way
- Rigid

● Rear Wheel

- Part No. _____
- Off Set _____ mm

● Rear Tyre

- Narrow Wide
-
- High-Grip
- Racing Radial
- Hardness _____ Outer Dia _____ mm

● Other part

● Memo

