

# FW-06 SET UP SHEET



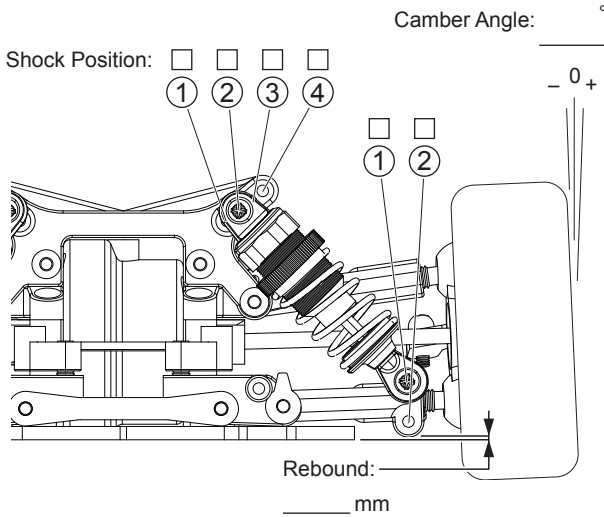
Name \_\_\_\_\_

Date \_\_\_\_\_ / \_\_\_\_\_ / \_\_\_\_\_

Track/City \_\_\_\_\_

Temperature/Humidity/Weather \_\_\_\_\_

## Front

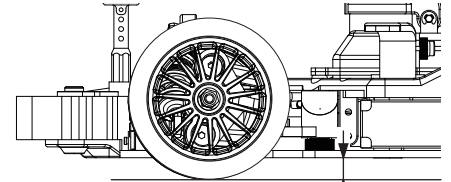
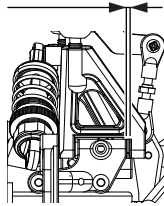


### Front Knuckle Arm :

- Normal
- VZ201B ( 0° )
- VZ201B-1 ( 1° )
- VZ201B-2 ( 2° )

### Spacer (Caster Angle):

- 2mm ( 10° )
- 1mm ( 8° )
- 0mm ( 6° )



Ride Height: \_\_\_\_\_ mm

### Stabilizer:

- N
- S
- SS

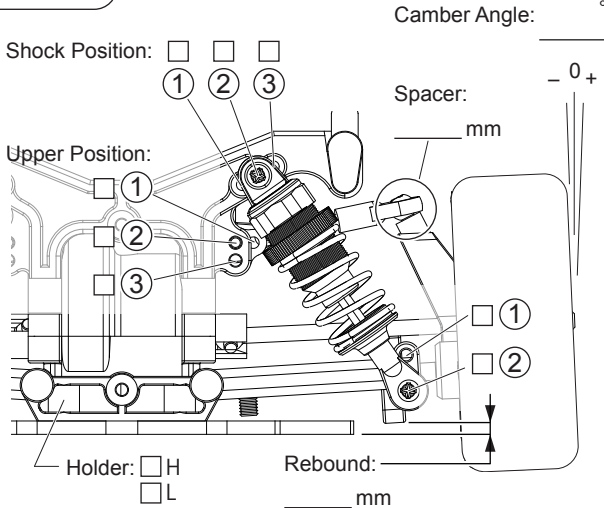
### Front Diff.:

- Spool
- Oneway
- 2 Bevel
- 4 Bevel

Diff. Oil

# \_\_\_\_\_

## Rear



Camber Angle: \_\_\_\_\_ °

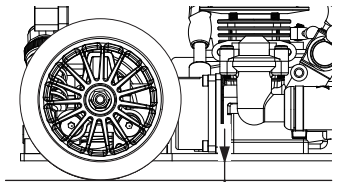
Stabilizer: \_\_\_\_\_

### Rear Diff.:

- 2 Bevel
- 4 Bevel

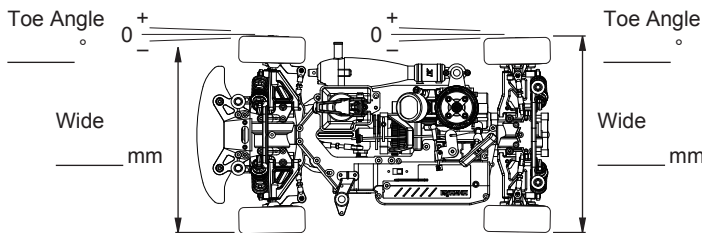
Diff. Oil

# \_\_\_\_\_



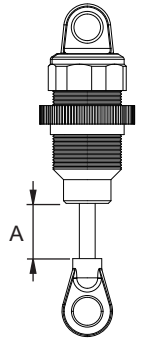
Ride Height: \_\_\_\_\_ mm

## Toe Angle & Chassis Width



## Shock

	Front	Rear
Damper Top	_____	_____
Diaphragm	_____	_____
Shock Oil	# _____	# _____
Shock Spring	_____	_____
O-Ring	_____	_____
Shock Length A	_____ mm	_____ mm
Spring Seat	_____	_____
Damper End	<input type="checkbox"/> S <input type="checkbox"/> M <input type="checkbox"/> L	<input type="checkbox"/> S <input type="checkbox"/> M <input type="checkbox"/> L



Comments : \_\_\_\_\_

## Tire

Tire \_\_\_\_\_

Tire Insert \_\_\_\_\_

Wheel \_\_\_\_\_

Traction Compound 1st: \_\_\_\_\_ 2nd: \_\_\_\_\_

Comments \_\_\_\_\_

## Others

Engine \_\_\_\_\_ Fuel \_\_\_\_\_ Plug No. \_\_\_\_\_

Head gasket \_\_\_\_\_ Manifold \_\_\_\_\_ Muffler \_\_\_\_\_

Clutch Spring \_\_\_\_\_ Clutch Shoe \_\_\_\_\_ Bell gear 20 21 22 23 / 25 26 27 28

Spur Gear 50 51 / 45 46 Ring Gear 37 / 39 / 40 Body \_\_\_\_\_ Wing \_\_\_\_\_ / + °

Comments : \_\_\_\_\_