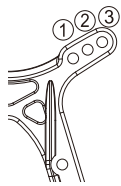


ULTIMA RB6.6 SET UP SHEET



Name _____ Date _____ Truck / City _____ Event _____

Front Suspension




Upper Spacer: _____ mm



4.8mm Ball Stud: Camber: _____
 UM128(Std.)
 UMW508 (+2mm High Mount)

AL. Steering Support:

- None
 UMW724



4.8mm Ball Stud:

- LA246 (-1mm Low Mount)
 97050M (Std)

Ackerman Steer Spacer: _____ mm

- UMW701 Aluminum ST Plate
 UMW702 Aluminum Clank Arm

Axle Spacer:

- Out _____ mm
 In _____ mm

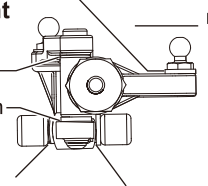
Wheel Hub:

- UM569 / Std
 UM506

Axle Height Spacer:

- _____ mm
 _____ mm

Bump Steer Spacer: _____ mm



Toe: In Out _____ °

Tie Rod: _____

Front Bulkhead Weight Placement:

- None
 Bulkhead Inside _____ oz _____ g
 On the skid plate _____ oz _____ g * 1oz=28g

Caster:

- 25°
 30°
 A (UM502)
 B (UMW721/Std)
 C (UM567)

Caster Block: _____
 0.5 0°
 1.0 2°
 None 4°

Caster Block Spacer:

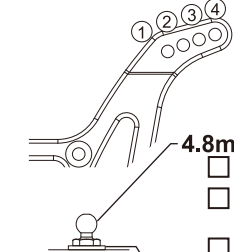
Caster Block Position:

- IN (wide/Std)
 OUT (Narrow)

Comments: _____

Wheelbase: F: _____ mm R: _____ mm

Rear Suspension



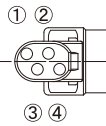
4.8mm Ball Stud:

- UM129
 UMW508 (+2mm High Mount)
 97050M
 UM128(Std.)

Upper Spacer: _____ mm

Sus Holder Spacer:

- F 0.5 1.0 None
 R 0.5 1.0 None



Upper Spacer: _____ mm

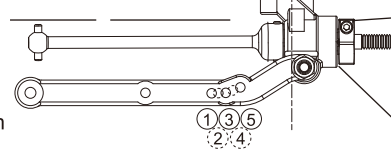
Wheelbase:

F: _____ mm
 R: _____ mm

Anti-Squat: _____ °

Camber: _____ °

Universal Swing Shaft:



Drive Hub :

- 4mm (TFW113)
 4.5mm (LAW30GM/Std.)
 5.2mm (UMW523)

Axle Spacer:

- Out _____ mm
 In _____ mm

Wheelbase:

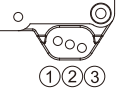
F: _____ mm
 R: _____ mm

Sway Bar: None
 _____ mm

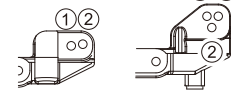
Rear Hub Carrier :

- 0°Type-B (UM519)
 0°Type-B2 (UM519-2)
 0° Alu (UMW704-0)
 0.5°Alu (UMW704-05)
 1°Alu (UMW704-1)

RR:



Mid:



Lower Sus. Holder:

- Plastic
 RF RF2L
 RF2
 Option
 UMW511GM (RF/Alu)

(Opt/Adjustable)

- UMW705(RF/Alu) _____ Block
 UMW725(RF-MID/Bra) _____ Block
 (Opt/Adjustable)
 UMW706(RR-RWD) _____ Block
 UMW707(RR-MID) _____ Block

Diff.

- Gear Diff. # _____
 Ball Diff.

Shock

Front Rear

Shock Piston: _____

Shock Oil: # _____ # _____

Shock Spring: _____

Limiters: in out mm mm in out mm mm

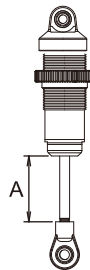
Shock Length(A): _____ mm _____ mm

O-ring: _____

Shock Top type: Alu(UM719/Std) UM753-1

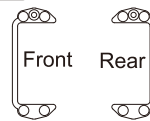
Ball End type: Front: S M L

Rear: S M L



Battery Placement:

- None
 Screw



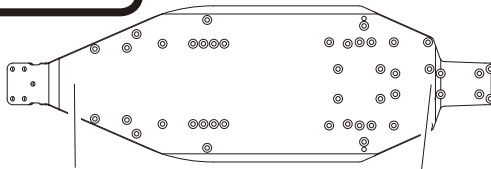
Foam:

- Front
 Rear
 None

Transmission

- Rear Motor
 Mid-Ship 3 Gear
 Mid-Ship 4 Gear
 Mid-Ship Laydown

Chassis



F _____ mm Ride Height: R _____ mm

Battery Type

- Straight
 Separate
 Short

Type: _____

Truck Condition

- Smooth Sandy
 Bumpy Soft Dirt
 Low Truction Grass
 Med. Truction Blue Groore
 Higt Truction Clay
 Wet Dusty
 Dry Other

Wing

- Wing Mount :
 Blast-S Narrow
 Blast-L Wide
 Step-S
 Step-M
 Step-L
 Step 2.0
 Step 3.0
 Straight
 Round
 Wing Angle :
 4°
 7°
 10°
 Lip : _____

Tire

Front Rear Traction Compound or comment:

Tire: _____

Inserts: _____

Wheel: _____

Other

Motor: _____

ESC: _____

Pinion/Spur: _____

Comment
