

Driver		Date		Track		Event		Spur Gear	Pinion Gear
Reno Savoya		05/21		Low Grip Condition : 20°C				<input checked="" type="checkbox"/> 46T(Std.) <input type="checkbox"/> 47T <input type="checkbox"/> 48T	15 T
Motor	Battery	ESC	Tires			Tire Insert	Wheel	Body	
Konect 2100kv	Gens Ace 6000 shorty	Hobbywing XR8 SRT	AKA Impact Compound : SSLW			AKA	AKA	Stock	

● Diff. Gear Set-Up

	Front	Center	Rear
Diff. Gear	<input checked="" type="checkbox"/> Std. <input type="checkbox"/> LSD <input type="checkbox"/> IFW621	<input checked="" type="checkbox"/> Std. <input type="checkbox"/> LSD <input type="checkbox"/> IFW622	<input checked="" type="checkbox"/> Std. <input type="checkbox"/> LSD <input type="checkbox"/> IFW621
	Ring Gear <input checked="" type="checkbox"/> 43/13 <input type="checkbox"/> 42/12	# 7 000	Ring Gear <input type="checkbox"/> 43/13 <input type="checkbox"/> 42/12
	# 7 000	# 3 000	

● Shock Set-Up

	Front	Rear
Shock Type	Size type Stock - P	Size type Stock - P
Shock Piston	B : Black W : White T : Taper φ 5x1,5	φ 5x1,5
Shock Oil	# 800	# 700
Shock Spring	Length Color 70mm Grey	Length Color 81mm Light Purple

● Ride Height

Front	Rear
24 mm	28 mm

● Rebound

Front	Rear
102 mm	118 mm

● Camber Angle

Front	Rear
+ -2°	+ -2°

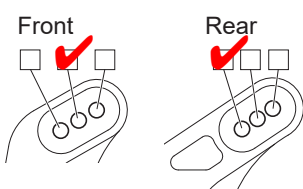
● Toe Angle

Front	Rear
+ -2°	<input checked="" type="checkbox"/> 2.5° <input type="checkbox"/> 3° <input type="checkbox"/> 3.5°

● Wheelbase

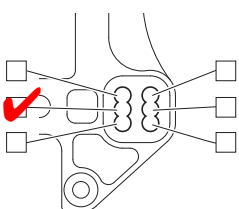
Collar of Rear Hub	Front Side 3 mm	Rear Side 2 mm
--------------------	------------------------	-----------------------

● Shock Mount Position



Shock Stay	
Front	<input checked="" type="checkbox"/> Std. <input type="checkbox"/> Long
Rear	<input checked="" type="checkbox"/> Std. <input type="checkbox"/> Long
Rear Upper Shock Bush	
	<input checked="" type="checkbox"/> Std. <input checked="" type="checkbox"/> Long
Sus. Arm	
Front	<input type="checkbox"/> In <input checked="" type="checkbox"/> Out
Rear	<input type="checkbox"/> In <input checked="" type="checkbox"/> Out

● Rear Upper Arm Position



<input type="checkbox"/> Plastic	<input checked="" type="checkbox"/> Aluminum
Hub Carrier Bush	
<input checked="" type="checkbox"/> Plastic	<input type="checkbox"/> Brass

● Rear Wheel Hub

<input type="checkbox"/> Narrow	<input checked="" type="checkbox"/> Std.	<input type="checkbox"/> Wide
---------------------------------	--	-------------------------------

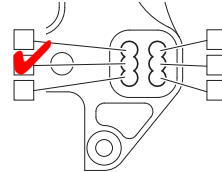
● Front Sus. Arm

<input checked="" type="checkbox"/> Soft (Std.)	<input type="checkbox"/> Hard
---	-------------------------------

● Front Sus. Bush

Rear Side	<input type="checkbox"/> <input checked="" type="checkbox"/>
-----------	--

● Front Upper Arm Position

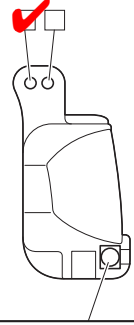


● Front Wheel Hub

<input type="checkbox"/> Narrow	<input checked="" type="checkbox"/> Std.	<input type="checkbox"/> Wide
---------------------------------	--	-------------------------------

● Front Hub Carrier

<input type="checkbox"/> Plastic	<input checked="" type="checkbox"/> Aluminum
<input type="checkbox"/> 13°	<input checked="" type="checkbox"/> 16° <input checked="" type="checkbox"/> 17.5° <input type="checkbox"/> 19°



● Lower Bush

Lower Bush	<input checked="" type="checkbox"/> Plastic <input type="checkbox"/> Brass
	-1° <input type="checkbox"/> 0° <input type="checkbox"/> +1° <input checked="" type="checkbox"/>

● Rear Sus. Bush

Front Side	<input checked="" type="checkbox"/> <input checked="" type="checkbox"/> <input type="checkbox"/> <input type="checkbox"/>
Rear Side	<input checked="" type="checkbox"/> <input checked="" type="checkbox"/> <input type="checkbox"/> <input type="checkbox"/> <input type="checkbox"/> <input type="checkbox"/> <input type="checkbox"/> <input type="checkbox"/>

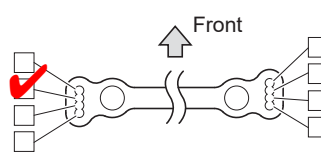
● Rear Sus. Arm

<input checked="" type="checkbox"/> Soft (Std.)	<input type="checkbox"/> Hard
Rear Sus. Bush	
Short	<input type="checkbox"/>
Medium	<input type="checkbox"/>
Long	<input checked="" type="checkbox"/>

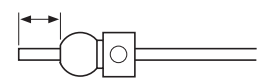
● Servo Horn

Steering	Throttle
<input type="checkbox"/> Plastic	<input type="checkbox"/> Plastic
<input checked="" type="checkbox"/> Alum. Long	<input type="checkbox"/> Aluminium
<input type="checkbox"/> Alum. Short	

● Steering Plate



● Sway Bar



Front	Rear
φ 2,3mm	φ 2,9mm
1 mm	1 mm

● Weight

Front	Rear
<input checked="" type="checkbox"/> None	<input checked="" type="checkbox"/> None
<input type="checkbox"/> IFW604-10	<input type="checkbox"/> IFW605-10
<input type="checkbox"/> IFW604-20	<input type="checkbox"/> IFW605-20
<input type="checkbox"/> other	<input type="checkbox"/> other

● Wing

<input checked="" type="checkbox"/> IF491(TK14)	Flap <input type="checkbox"/> None
	<input type="checkbox"/> 5mm
	<input type="checkbox"/> 8mm
	<input checked="" type="checkbox"/> Holes

Am0 - Peitric.com

Notes