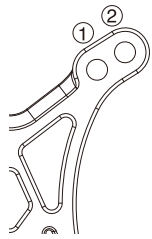


Name \_\_\_\_\_ Date \_\_\_\_\_ Truck / City \_\_\_\_\_ Event \_\_\_\_\_


### Front Suspension:



Upper Spacer: \_\_\_\_\_ mm

- Toe:  In  Out \_\_\_\_\_ °  
 Sus Mount:  UM503  
 UM567  
 UM721

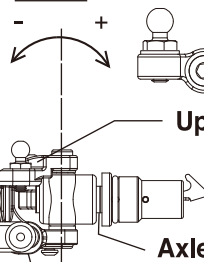
- 4.8mm Ball Stud:  
 UM128 (Std)  
 UMW508 (+2mm High Mount)



Shock Mount:  IN  OUT

- Caster Spacer:  
 25°  0.5  
 30°  1.0  
 None

Camber: \_\_\_\_\_ °



Upper Spacer: \_\_\_\_\_ mm

Axle Spacer:  Out \_\_\_\_\_ mm

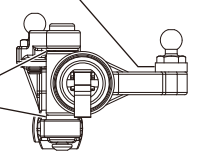
- Caster Block:  
 IN (wide/Std)  
 OUT (Narrow)

- 4.8mm Ball Stud:  
 LA246 (-1mm Low Mount)  
 UM129 (Std)

Ackerman Steer Spacer: \_\_\_\_\_ mm

Bump Steer Spacer: \_\_\_\_\_ mm

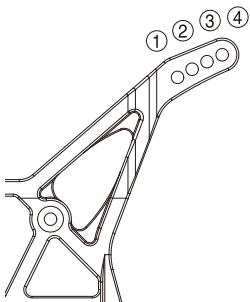
Axle Height Spacer:  Up  Down



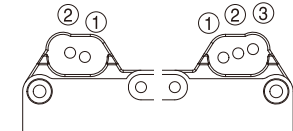
Wheelbase:  Long  Middle  Short

Comments: \_\_\_\_\_

### Rear Suspension:



- UM788  UM706

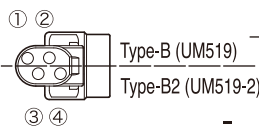


Upper Spacer: \_\_\_\_\_ mm

Sus Holder Spacer:

- F  0.5  1.0  None  
 R  0.5  1.0  None

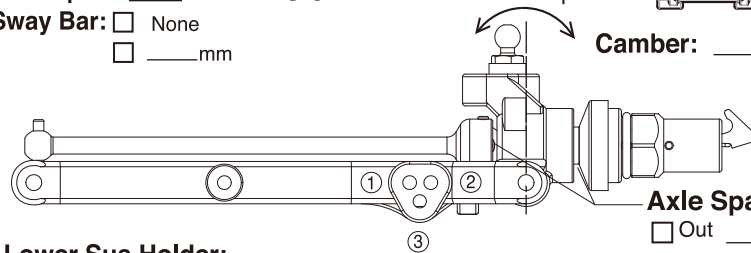
- Anti-Squat: \_\_\_\_\_ °  
 Sway Bar:  None  \_\_\_\_\_ mm



Upper Spacer: \_\_\_\_\_ mm

Wheelbase:

F: \_\_\_\_\_ mm  
 R: \_\_\_\_\_ mm



Camber: \_\_\_\_\_ °

Axle Spacer:  
 Out \_\_\_\_\_ mm  
 In \_\_\_\_\_ mm

Rear Hub add Toe:

- 0° Type-B (UM519)  
 0° Type-B2 (UM519-2)  
 0° Alu (UMW704-0)  
 0.5° Alu (UMW704-05)  
 1° Alu (UMW704-1)

Lower Sus Holder:

- Normal Aluminum(Opt)  
 RF  RF2 Front \_\_\_\_\_ Rear \_\_\_\_\_

### Drive:

- Rear Motor  
 Midship Motor

### Diff:

- Gear Diff. # \_\_\_\_\_  
 Ball Diff.

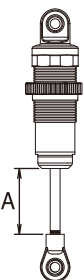
Comments: \_\_\_\_\_

### Shock:

Front

Rear

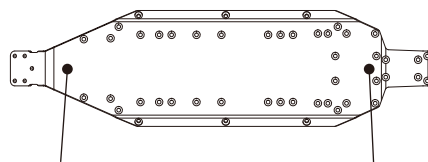
- Shock Piston: \_\_\_\_\_  
 Shock Oil: # \_\_\_\_\_ # \_\_\_\_\_  
 Shock Spring: \_\_\_\_\_  
 Limiters: in out mm in out mm  
 Shock Length(A): \_\_\_\_\_ mm \_\_\_\_\_ mm  
 Shock Top Type:  Nomal  Alu(UM719)



- 5.8mm Ball End:  
 Front:  S  M  L  
 Rear:  S  M  L

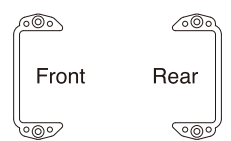
### Chassis:

Weight Placement:



F \_\_\_\_\_ mm Ride Height: R \_\_\_\_\_ mm

### Battery Placement:



### Electronics:

- Motor: \_\_\_\_\_  
 Pinion/Spur: \_\_\_\_\_  
 Battery: \_\_\_\_\_  
 ESC: \_\_\_\_\_  
 Radio: \_\_\_\_\_  
 Servo: \_\_\_\_\_  
 Throttle/Brake:  
 EPA: \_\_\_\_\_ Expo: \_\_\_\_\_  
 Initial brake: \_\_\_\_\_  
 Drag brake: \_\_\_\_\_  
 Throttle profile: \_\_\_\_\_  
 Steering expo: \_\_\_\_\_  
 Steering speed: \_\_\_\_\_

### Body:

### Material:

- Screw:  Steel  Titanium  
 Servo Hone:  Nomal  Rigid(UM717)  
 Pinion Gear:  Steel  Aluminium  
 Shock Ring:  O-ring  X-ring  Red  Clear

Comment: \_\_\_\_\_

\_\_\_\_\_